

Welcome to the
CANADIAN PATH

Manitoba Council
2016 -2017 Annual Review



It starts with Scouts.

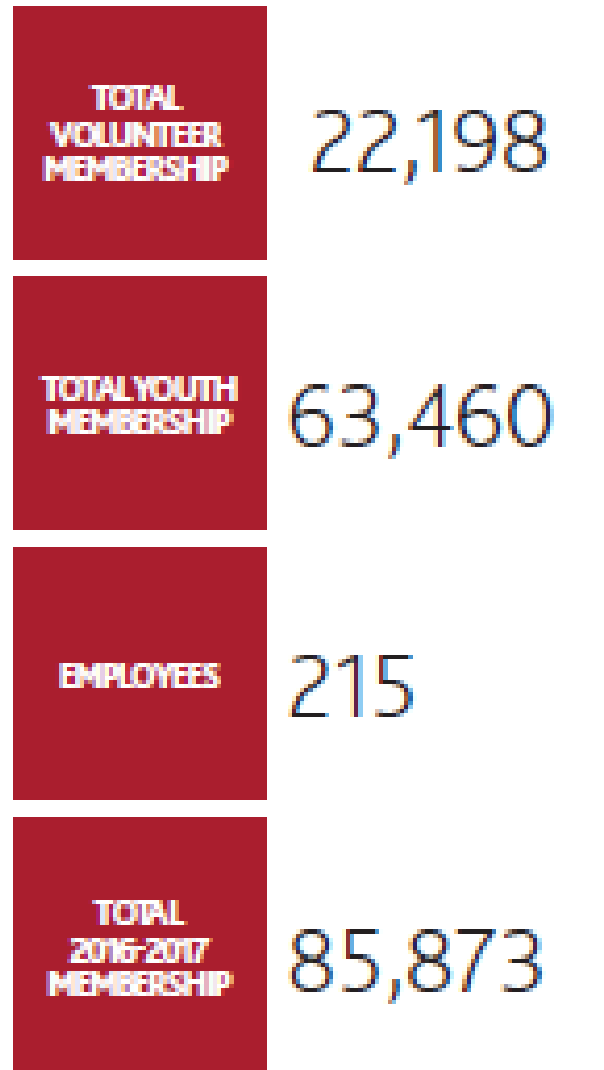
Manitoba Council 2016 - 17 Review

Agenda

- Introductions
- National Notes
- Manitoba Council Year in Review
- Financial Highlights
- Recognition
- Popcorn Update
- “Fun” Game / Participation Exercise
- Meet and Greet


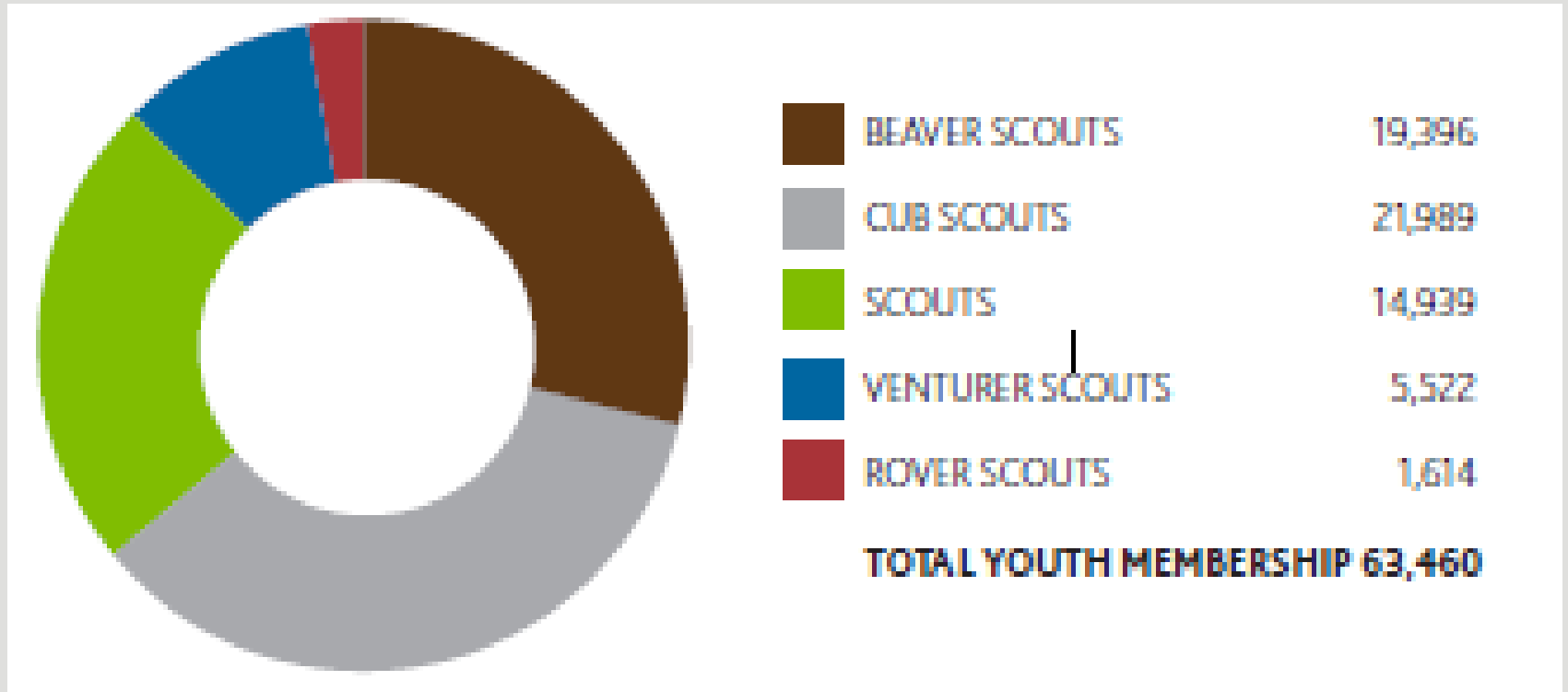


3 Membership



It starts with Scouts.

Youth Membership Summary



It starts with Scouts.

Membership Notes

- Overall Membership Grew 3.2%
- Annual Retention 50%
- Where does 10% growth come from
 - 5,795 Sections in Canada
 - Add one youth per section
 - Generates 9% Growth



Membership Retention

Why do youth leave?

- 23% - Boring / Repetitive
- 22 % - Poor Leadership
- Lack of Youth Involvement
- Meaningful Linking
 - Largest drop off is between sections



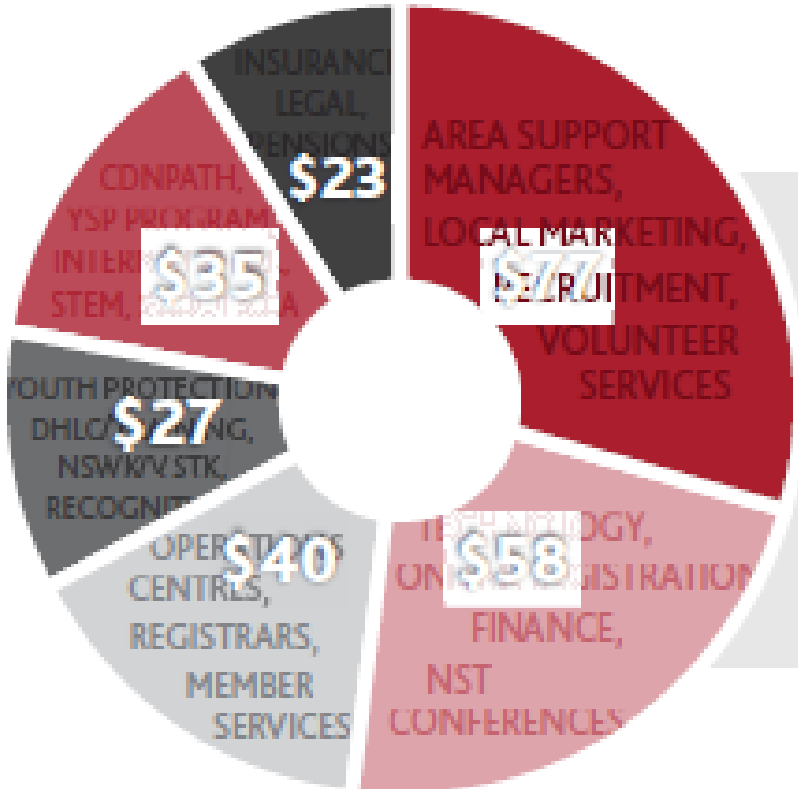
Membership Retention

What do the youth say?


- 91% want to have a say
 - 25% were involved
 - 39% involved somewhat
 - 37% not involved at all
- Not Enough Camping !



Where Does the Registration Fee Go?



- Field Services
- Business Services
- Field Operations
- HR, Volunteer Services, Safety
- Programs, Marketing, Development
- Insurance, Legal, Pension



It starts with Scouts.

SCOUTS CANADA NO ONE LEFT BEHIND PROGRAM



Since 2010, Scouts Canada's No One Left Behind program has helped over **15,900** youth to take part in great, safe Scouting adventures.

This year, Scouts Canada has increased No One Left Behind funding to **\$495,800** to ensure that more youth share in the Scouting experience.

LAST YEAR ALONE



Over **3,000** youth received help with their registration fees.



Over **400** youth were able to purchase handbooks and outdoor gear.



\$44,687 support for weekend and summer camp fees – that's equal to 488 sleeping bags.

NO ONE LEFT BEHIND FINANCIAL ASSISTANCE IS AVAILABLE TO SCOUTING YOUTH IN EVERY PROVINCE AND TERRITORY.



SCOUTS.CA/NOLB
#NOLB

EVERY CHILD SHOULD HAVE AN OPPORTUNITY TO PARTICIPATE IN GREAT, SAFE SCOUTING ADVENTURES.

YOU CAN HELP MAKE IT HAPPEN BY SUPPORTING NO ONE LEFT BEHIND.



It starts with Scouts.



It starts with Scouts.

Recognition

COMMENDATION	25,963	LONG SERVICE MEDAL	410
OUTSTANDING SERVICE MEDAL	2,230	MEDAL OF THE MAPLE	119
GALLANTRY & FORTITUDE	54	TOP SECTION	761
MERITORIOUS CONDUCT	43	50+ YEARS	44
JACK CORNWELL DECORATION	45		



Good Turn Week 2017 - Bringing Scouts Canada's Vision to life

33 COMMUNITY PROJECTS
4,912 VOLUNTEER HOURS
\$13,000 DONATED BY
59 COMMUNITY PARTNERS



SCOUTS
CANADA
COMMUNITY



#GOODTURNWEEK



It starts with Scouts.

Manitoba - Year in Review

- **Membership** 1,276(15) +1.5%
- **Safety** 97%
97% of New Volunteers Ready to Serve Aug 31
One of three highest of 20 councils
- **Program Quality** 8%
11 of 135 Sections Completed Program Quality Assessments
- **Group Capacity** 7%
3 of 43 Group Committees with 3 or more non-section Scouters
- **Retention** 57%



Manitoba Membership Highlights

Groups that Grew

- 1st Carmen
- 1st Lorette
- 1st Morden
- 1st Steinbach
- 1st Selkirk
- 1st The Pas
- 1st Cartier
- 1st Crestview



Manitoba Membership Highlights

Groups that Grew

- 1st Kirkfield
- 103rd Winnipeg
- 60th Winnipeg
- 49th Winnipeg
- 1st Souris
- 1st Virden
- 1st Shilo
- 23rd Brandon



Manitoba Membership Highlights

Groups that Grew

- 1st John deGraf
- 1st Sun Valley
- 1st Transcona
- 4th Winnipeg
- 61st Winnipeg
- 3rd Winnipeg



Financial Highlights

- Income \$ 11,114
- Expenses \$ 17,613
- Net Income **\$ 6,498**

- Assets \$ 293,965
- Liabilities \$ 146,773
- Equity \$ 147,192



Financial Highlights

Council Equity	\$ 147,192
• Operating	\$ 4,643
• Assets	\$ 9,495
• Retained Earnings	\$ 139,553
• Income	<u>\$ 6,498</u>
	\$ 147,192



Financial Highlights

Retained Earnings \$ 139,553

- Externally Restricted \$ 86,631
- Internally Restricted \$ 59,496



Plan

- Decide what we are going to do
- Divide out the jobs
- Learn all new skills required
- Agree on all the details

Do

- Learn any new skills at meetings
- Test out skills – who does what
- Take part in the adventure
- Make sure it runs successfully

Review

- What did we learn, that we did not know before
- How did we handle the activity
- How did we go about using the equipment
- Did everyone play a part
- What was good about this adventure
- What did not work out as planned



Recognition

Youth Awards

- Chief Scout 10
- Queens Venturer 2
- Medal of the Maple 13



Recognition

Adult Awards

- Medal for Good Service
12
- Bar to Medal for Good Service
5
- Medal of Merit
4
- Bar to Medal of Merit
4
- Silver Acorn
1



Recognition

Long Service Awards

- 40 Years 1
- 35 Years 1
- 30 Years 2
- 25 Years 5
- 20 Years 4
- 15 Years 10
- 10 Years 11
- 5 Years 17



2017 Popcorn Update

Quick Facts

- \$183,775 in total sales (+17%)
 - Approximately \$12,500 more to groups
- \$79,000 in Commission to Groups
- 34 Groups Participated
- 3 More Groups Participated in 2017



2017 Popcorn Update

Council Top Sellers

1. 1st Thompson \$ 16,675
(+70%)

2. 1st The Pas \$ 13,705
(+90%)

3. 1st Neepawa \$ 12,230
(+139%)

4. 23rd Brandon \$ 10,520 (+
41%)

5. 163rd Winnipeg \$ 10,325 (+



2017 Popcorn Update

Winnipeg & Area Top Sellers

1. 163rd Winnipeg \$ 10,325
(+73%)
2. 1st Crestview \$ 10,095
(+60%)
3. 49th Winnipeg \$ 9,460 (-7%)
4. 60th Winnipeg \$ 6,645 (new)



2017 Popcorn Update


Largest Increases Year over Year

1. 67th Winnipeg 201 %
2. 1st Morden 192 %
3. 1st Neepawa 139 %
4. 1st The Pas 90 %
5. 163rd Winnipeg 72 %



“Fun” Game – Scouters Assessment

1. Our regular section attendance is _____%
2. Section year over year retention rate
3. Number of nights away and outdoor activities: are we on track to meet standard?
4. Assessment of skills and knowledge: does the team have what is needed to facilitate a safe, adventurous outdoor program?
5. As a team of Scouters we regularly meet and review...
6. We would rate the level of parent engagement as _____ What steps can be taken to improve the overall level of parental support and engagement?



“Fun” Game – Scouters Assessment

5. As a team of Scouters we regularly meet and review...
 - i. With the youth, the personal progression of our section with respect to SPICES
 - ii. Our use of all Program Areas, we know the six program areas and use trail cards to help the youth plan a balanced program
 - iii. Youth leadership, how our Section Leadership team is working and how we as Scouters can support them
 - iv. The level of Adventure included in our program (ie. how many new activities have we tried and how many new places have we visited?)



What will we do with what we learned in 2016-2017 ?



It starts with Scouts.

Program Quality Assessments (PQA)



Meet & Greet



It starts with Scouts.